

Year 10 Textiles Surfaces

Explore different techniques and processes to create an appropriate textile outcome inspired by the starting point: Surfaces.

Key Words

Texture

Bondaweb

Machine sewing

Hand sewing

Hem

Seam allowance

Visual mind map

Decorative techniques

Brusho

Fabric paint

Stencilling

Embroidery

Applique

Patterns

Skirt




Wider Study Opportunities?

A-Level options - Textiles, Graphics, Product design, Fine art, Photography


Careers - Textiles artist, Fashion designer, Costume designer, Fine artist, Interior designer, Set designer





Some of your learning will include:

 Brainstorming ideas and producing a creative visual mind map that reflects your chosen surface.


 Recording observations through tracings, sketches, photos and annotations from your visual mind map.

 Exploring variation of decorative techniques, understanding how techniques could be used to alter fabric backgrounds, creating a range of samples based on these techniques.


 Refining samples by combining techniques and selecting techniques that are most appropriate for your idea.


 Exploring a fashion designs collection and reflecting upon this research in the form of design ideas that utilise own ideas.


 Learning how to use and understand garment pattern pieces and markings.


 Creating a meaningful response in the form of a textured skirt outcome.

Assessment and Feedback:


 **Assessment Objective 1:** Developing ideas through investigations, demonstrating critical understanding of sources.

 **Assessment Objective 2:** Refine work by exploring observations and insights.

 **Assessment Objective 3:** Relevant to intentions and demonstrates understanding of visual language.

 **Assessment Objective 4:** Present personal and meaningful response that realises intentions and demonstrates understanding of visual language.

Feedback Opportunities:

 Mid project mark and deeper marking in final project mark, supported by posit notes and individual and verbal feedback.

Why this? Why now?

Introduction to the art and design GCSE specification, and the purpose of the assessment objectives.
Learning new creative skills in the forms of textile decorative techniques that will be used throughout GCSE, building on the skills learnt throughout KS3.

